



District Report Card: 2017


State: Rajasthan	District: Sawai Madhopur
Class: 3	Subject: Language
Schools: 60	Students: 924


Participation/Coverage


Students

<div>GENDER</div> <div></div>	Boys		Girls	
	Number	%	Number	%
	379	41.02	545	58.98

<div>AREA</div> <div></div>	Rural		Urban	
	Number	%	Number	%
	874	94.59	50	5.41

<div>CATEGORY</div> <div></div>	SC		ST		OBC		GEN	
	Number	%	Number	%	Number	%	Number	%
	334	36.15	66	7.14	508	54.98	16	1.73

<div>CWSN</div> <div></div>	LD	VI	HI	S&LD	ID	Oth
	8	5	1	3	10	5

<div>Management</div> <div></div>	Government		Government-aided	
	Number	%	Number	%
	924	100.00	0	0.00

Average Performance of Students in Language (%)

Overall	Gender		Area		Management		Social Group			
	Male	Female	Rural	Urban	Govt.	Aided	SC	ST	OBC	GEN
75.89	77.77	74.59	76.09	72.53	75.89	0.00	74.23	72.42	77.47	75.00

Performance on Learning Outcomes (LOs)

Learning Outcomes	Description	Average Performance(%)
L304	Reads small texts with comprehension i.e., identifies main ideas, details, sequence and draws conclusions	75.52
L312	Reads printed scripts on the classroom walls: poems, posters, charts etc.	76.65

Range of Performance of Students who Answered Correctly							
Below 30%		30% - 50%		50% - 75%		Above 75%	
Number	%	Number	%	Number	%	Number	%
23	2.49	62	6.71	324	35.06	515	55.74

Lowest Performing Learning Outcomes (LOs)

- 1 - Reads small texts with comprehension i.e., identifies main ideas, details, sequence and draws conclusions (75.52)
- 2 - Reads printed scripts on the classroom walls: poems, posters, charts etc. (76.65)